

**Rochester School Board
Instruction Committee Minutes
School Department Board Room
June 16, 2016**

DRAFT

Members Present

Mr. Robert Watson
Mr. Matthew Pappas
Mrs. Amy Malone
Mrs. Karen Stokes
Mr. Raymond Turner

Members Absent

Mr. Thomas O'Connor

Also Present

Mr. Michael Hopkins
Mrs. Mary Moriarty
Mr. Paul Lynch
Guests & Public

Mr. Watson called the meeting to order at 6:45 p.m. with a quorum present.

Approval of Minutes

Mrs. Stokes moved, second by Mr. Turner, to approve the minutes of the May 19, 2016 Instruction Committee meeting. The motion passed unanimously.

Kindergarten Enrollment – No Action Required

Mrs. Mary Moriarty, Assistant Superintendent, reviewed the kindergarten enrollment to date.

Orton-Gillingham Update – No Action Required

Mrs. Heidi Zollman, Curriculum, Instruction and Assessment Coach, gave an overview and update of the Orton-Gillingham program.

Instruction Committee October Presentations – No Action Required

The format of the presentations was discussed. The Committee expressed that they liked this year's format, but would like to review the template in July.

Field Trips – No Action Required

Reviewed.

Public Comment

None

Other

Mrs. Moriarty explained a proposed change in the 2016-17 Maple Street Magnet School calendar. Mr. Pappas moved, second by Mrs. Stokes, to recommend the School Board approve changing the September 13 day off for Primary Elections to a Teacher Workshop Day. The motion passed unanimously.

Mrs. Moriarty shared that the district was recognized at the Edies last Saturday. Each school received a banner that will be displayed in their building. Mrs. Stokes requested that one of the banners be brought to the July meeting for the Committee to see.

Mr. Pappas moved, second by Mrs. Stokes, to adjourn. On a unanimous vote, the Committee adjourned at 7:33 p.m.

Respectfully submitted,
Mr. Robert Watson, Chair

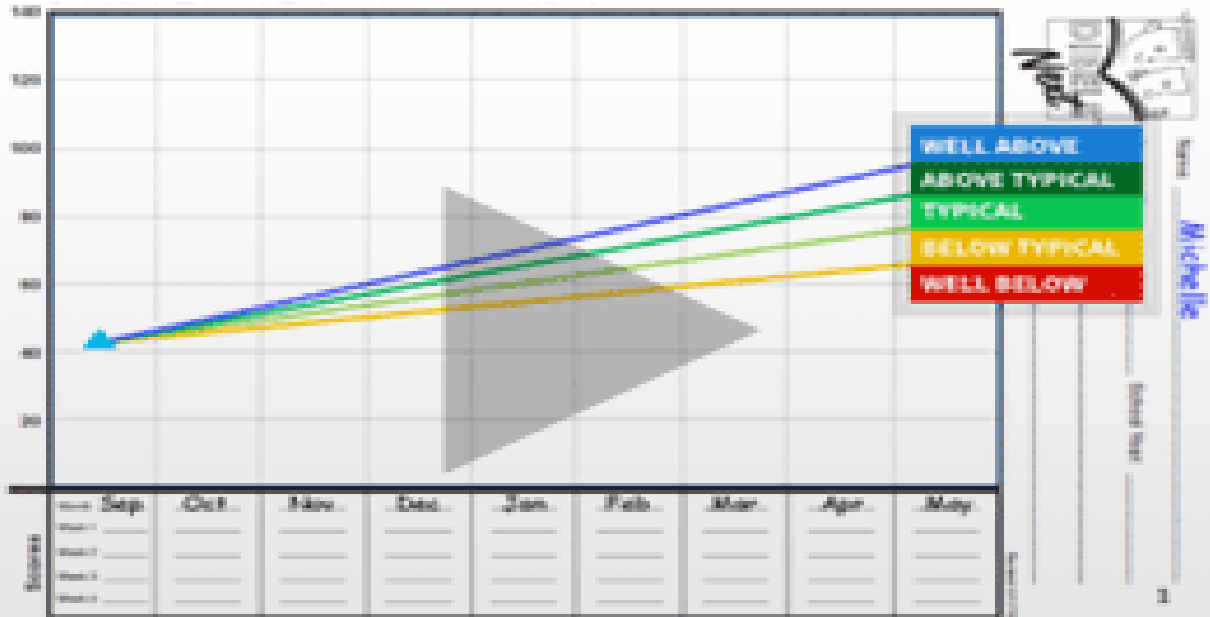
Kindergarten Enrollment Summary																
School	Teachers 2014/2015	Enrollment				June 2013 Teacher to Student Ratio	Enrollment				June 2014 Teacher to Student Ratio	Enrollment				June 2015 Teacher to Student Ratio
		July 2012	Aug 2012	Oct 2012	June 2013		July 2013	Aug 2013	Oct 2013	June 2014		July 2014	Aug 2014	Oct 2014	June 2015	
Chamberlain	3	51	55	60	58	1:19.3	47	53	58	62	1:20.7	50	60	59	60	1:20
East Rochester	2	28	29	41	37	1:18.5	28	32	38	36	1:18	28	36	39	45	1:22.5
Gonic	2	31	38	40	39	1:19.5	40	38	38	37	1:18.5	40	42	42	45	1:22.5
McClelland	4	56	57	60	63	1:21	44	52	57	54	1:18	58	78	84	82	1:20.5
Nancy Loud	1	18	18	21	19	1:19	11	14	17	19	1:19	12	18	19	20	1:20
School Street	1	15	18	19	18	1:18	17	17	19	19	1:19	16	17	18	22	1:22
William Allen	2	41	48	58	65	1:21.6	48	51	58	58	1:19.3	40	42	44	44	1:22
Maple Street Magnet School	1	19	20	20	20	1:20	20	20	20	18	1:18	20	20	20	19	1:19
Total	16	259	283	319	319	1:19.9	255	277	305	303	1:18.9	264	313	325	337	1:21

Kindergarten Enrollment Summary										
School	Teachers 2016/2017	2015-16 Enrollment				June 2016 Teacher to Student Ratio	2016-17 Enrollment			June 2016 Teacher to Student Ratio
		July 2015	August 2015	Oct 2015	June 2016		June 2016	July 2016	August 2016	
Chamberlain	3	37	52	54	54	1:18	55			1:18.3
East Rochester	2	22	22	27	26	1:13	26			1:13
Gonic	2	33	38	37	37	1:18.5	37			1:18.5
McClelland	4	53	61	67	67	1:16.7	53			1:13.2
Nancy Loud	1	3	12	16	15	1:15	8			1:8
School Street	1	9	12	18	19	1:19	14			1:14
William Allen	3	39	48	51	47	1:15.6	36			1:12
Maple Street Magnet School	1	20	20	20	20	1:20	20			1:20
Total	17	214	265	290	285	1:16.7	249			1:14.6

2015-2016 Maple Street Magnet School Kindergarten Breakdown by Home School Zone	
Chamberlain	5
East Rochester	2
Gonic	2
McClelland	3
Nancy Loud	2
School Street	2
William Allen	1
Maple Street	3
Total	20

2016-2017 Maple Street Magnet School Kindergarten Breakdown by Home School Zone	
Chamberlain	3
East Rochester	2
Gonic	2
McClelland	3
Nancy Loud	1
School Street	0
William Allen	3
Maple Street	6
Total	20

Historical Summary		
School Year	Projected	Actual
08/09	280	286
09/10	248	299
10/11	251	304
11/12	246	309
12/13	240	319
13/14	249	303
14/15	249	337
15/16	300	285



OG Data Collection

Instruction Committee

June 16th, 2016

RSD Three-Tier Model

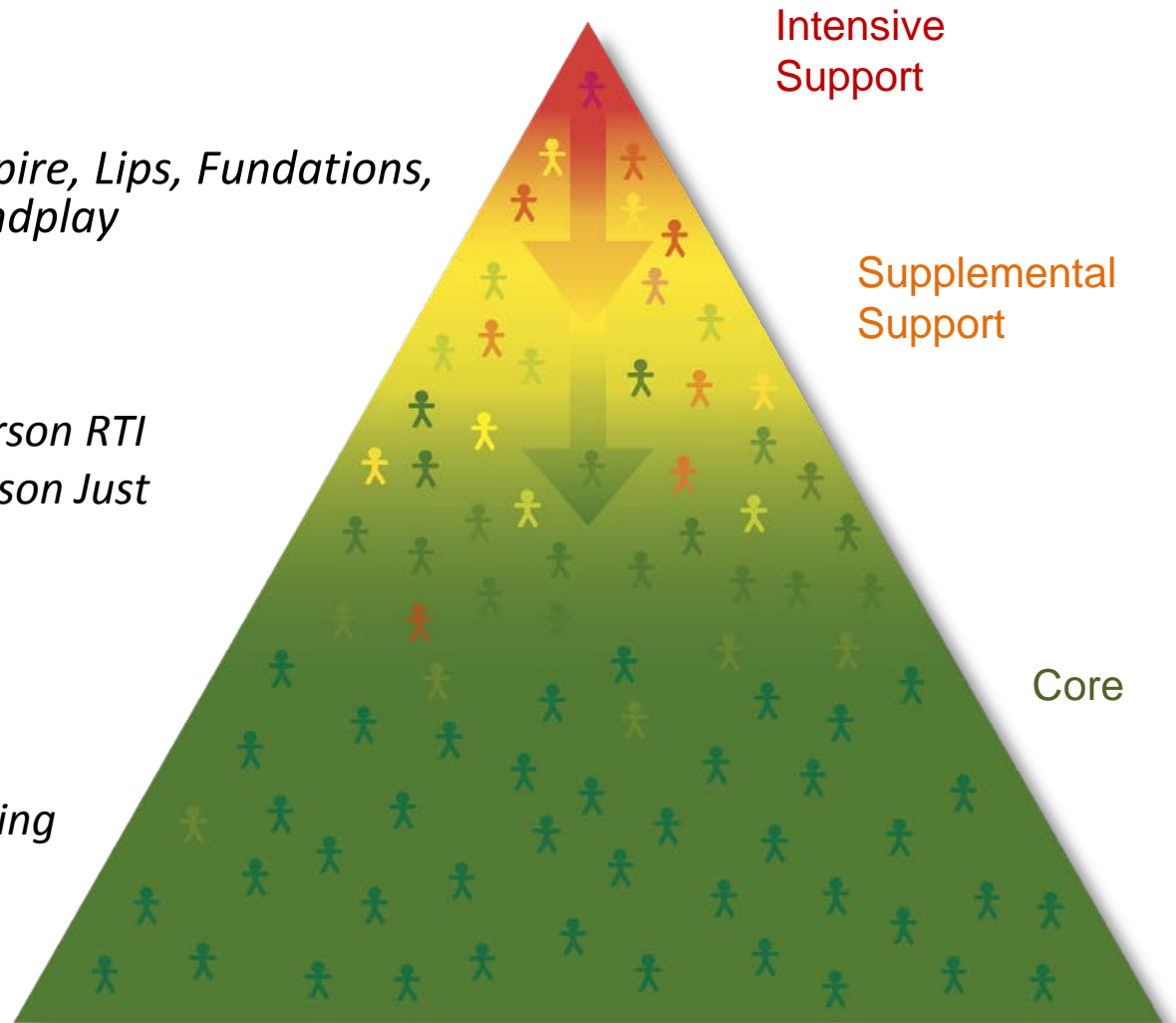
Intensive Support:

- *OG, Reading Mastery, Spire, Lips, Foundations, Corrective Reading, Mindplay*

Strategic Support:

- *Pearson Sidewalks, Pearson RTI Kits, Read Naturally, Wilson Just Words, Mindplay*

Core Program: *Pearson Reading Street 2013*



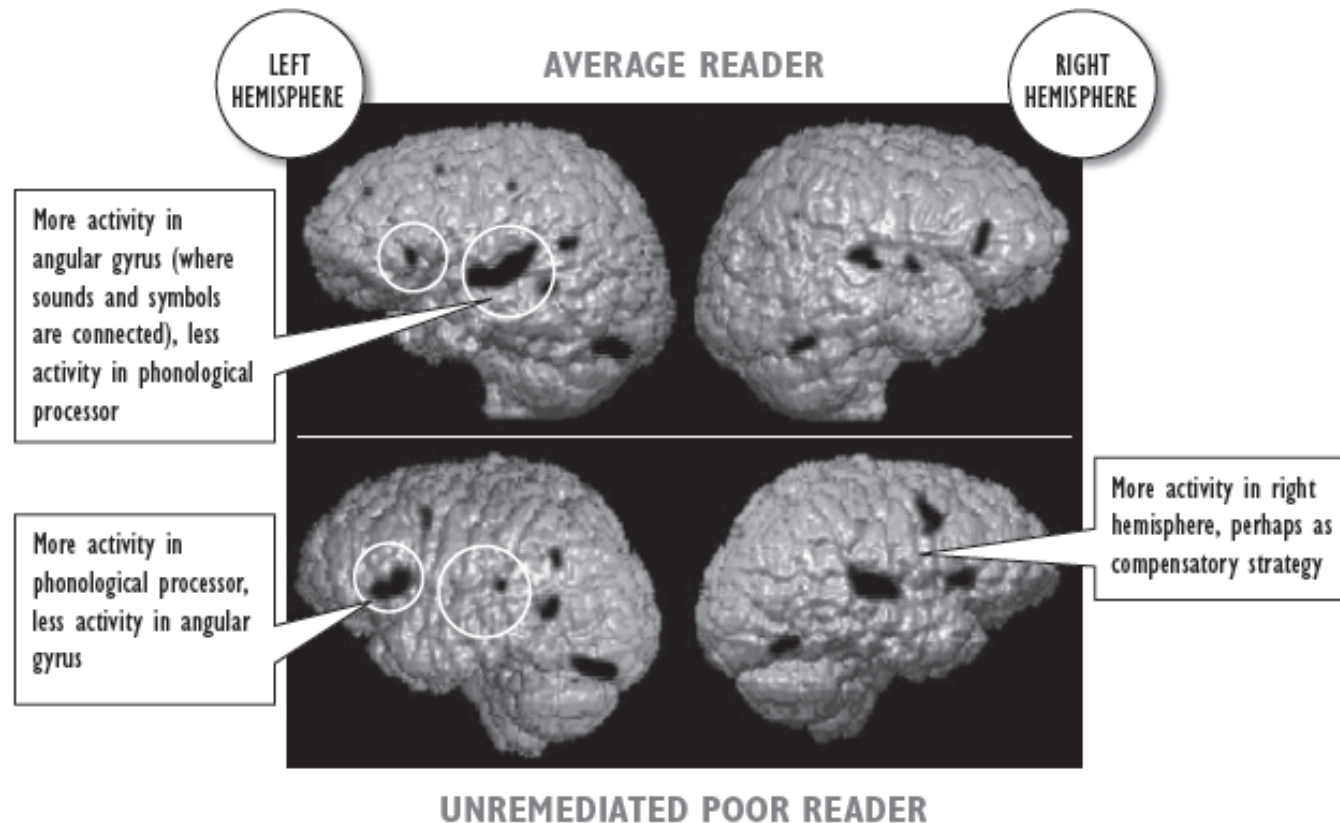
What Is **OG**?

- *Orton-Gillingham is an instructional approach for teaching reading, spelling, and writing to students with reading difficulties, or dyslexia. OG is*

- *Systematic*
- *Sequential*
- *Cumulative*
- *Multisensory*
- *Success-Oriented*
- *Diagnostic*

*In the hands of a **well-trained and experienced instructor**, it is a powerful tool of exceptional breadth, depth, and flexibility.*

Brain Images Comparing 9-Year-Old Average Reader and 9-Year-Old Unremediated Poor Reader



School	2014-15 Year 1 (RSD Heidi Zollman)	2015-16 Year 2	<i>Upcoming Scholars...</i> Year 3
Reach Preschool		Kim Terry	Sarah Frazer
Chamberlain	Amanda Spellman, Pam Baxter,		
East Rochester		Kristy Croft, Jen Hedman,	Sarah Frazer, Kaleigh Lemieux
Gonic	*Marisa Reed, Judy Drake		
McClelland	Donna Egan, Kate Doherty, Karen Jenkins	Margaret Miller,	Lisa Harrison
MSMS	*Bonnie Mulcahy		
NLS	Gayle Gary		
School Street School	Jen Cyr	Margaret Richards,	Deb LaValley
William Allen	Ann McKearin	Jen DeCost,	Alison Neri
RMS		Christine Laderbush, Elaine Menard, Jen Readel,	Elizabeth Weeks
SHS			Jackie McKenney, Dianne Moses (BCA), Bonnie Varney, Jo Riker

DIBELS PATHWAY KEY...

Definition of Rate Progress

Well Above Typical Progress *****

Above Typical Progress ****

Typical Progress ***

Below Typical Progress **

Well-Below Typical Progress *

2015 DIBELS Pathway Progress

10 Students **** Above Typical Progress

8 Students ***** Well Above Typical Progress

(18 Students *1 moved and 1 due to age*)

Current Year 2016

- 20 Rochester Students Grades 1-8
- **Initial** DIBELS and Diagnostic Testing
- Scholars had **50** hours of class time and coursework + **100** hours of supervised one-on-one tutoring practicum with qualifying students.
- **Final** DIBELS and Diagnostic Testing

2016 Data Results?

AN OVERVIEW...

20 Students Participated*

16 Students Increased Words Read

- 5 students up to 25% Increase in words read
- 8 students 25 to 50% Increase in words read
- 3 students 50 to 75% Increase in words read

*(*4 students with inelligible data)*

One Story

Grade 3 Student...

Beginning

- DORF 23
- Accuracy 88
- Retell 25
- DAZE 2

End

DORF 84 *****

Accuracy 99% *****

Retell 54 *****

DAZE 15 *****

DIBELS Well Above Typical Progress *****

Diagnostic Testing Student 1

Initial Testing: Fall 2015

By Percentile Rank...

Word Attack 63

Word Identification 73

Passage Comprehension 70

Phonological Awareness 58

End of Year Testing: June 2016

By Percentile Rank...

Word Attack **63**

⇒ **Word Identification 82**

Passage Comprehension **66**

⇒ **Phonological Awareness 95**

Many More Success Stories!

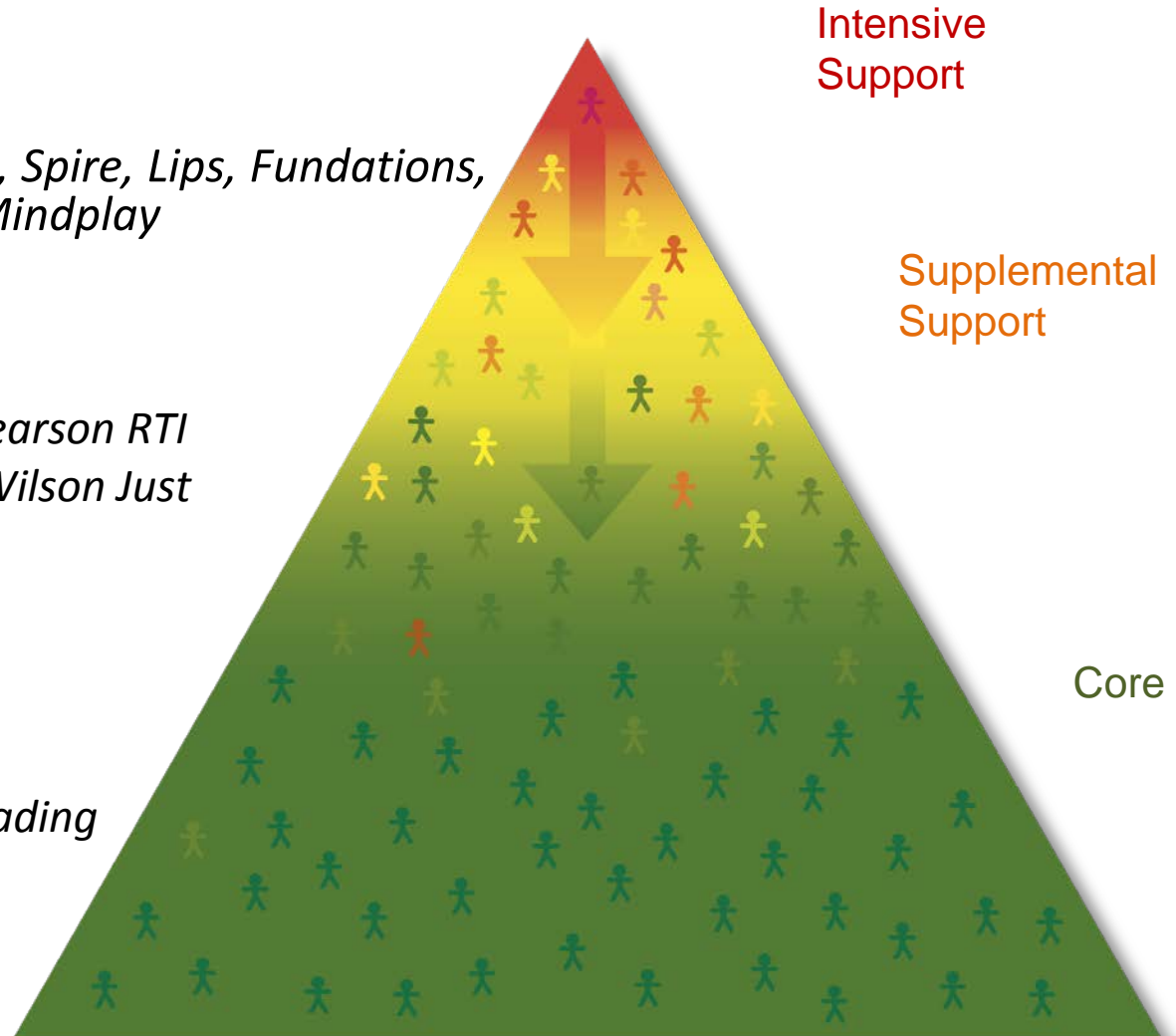
Intensive Support:

- *OG, Reading Mastery, Spire, Lips, Foundations, Corrective Reading, Mindplay*

Strategic Support:

- *Pearson Sidewalks, Pearson RTI Kits, Read Naturally, Wilson Just Words, Mindplay*

Core Program: *Pearson Reading Street 2013*



OG Scholars Need Support!

- **Time** – 4 uninterrupted tutoring sessions each week (45-55 minutes per session)
- **Planning time** during the school day
- Support in **selecting student participants**

...Encourage scholars and students when you see them – they are working very hard!

Maple Street Magnet School 2016-2017 School Year Calendar

	Mo	Tu	We	Th	Fr
AUGUST	TW	9	10	11	12
(17 Days)	15	16	17	18	19
	22	23	24	25	26
	29	30	31		

	Mo	Tu	We	Th	Fr
FEBRUARY			1	2	3
(18 Days)	6	7	8	9	10
	13	14	15	16	17
	20	21	22	23	24
	27	28			

	Mo	Tu	We	Th	Fr
SEPTEMBER				1	2
(20 Days)	5	6	7	8	9
	12	TW	14	15	16
	19	20	ER	22	23
	26	27	28	29	30

	Mo	Tu	We	Th	Fr
MARCH			1	2	3
(19 Days)	6	7	8	9	10
	13	14	15	16	17
	20	21	22	23	TW
	27	28	29	30	31

	Mo	Tu	We	Th	Fr
OCTOBER	3	4	5	6	7
(15 Days)	10	11	12	13	14
	17	18	ER	20	21
	24	25	26	27	28
	31				

	Mo	Tu	We	Th	Fr
APRIL		3	4	ER	6
(15 Days)	10	11	12	13	14
	17	18	19	20	21
	24	25	26	27	28

	Mo	Tu	We	Th	Fr
NOVEMBER		1	2	3	4
(17 Days)	7	TW	9	ER	11
	14	15	16	17	18
	21	22	23	24	25
	28	29	30		

	Mo	Tu	We	Th	Fr
MAY		1	2	3	4
(22 Days)	8	9	ER	11	12
	15	16	17	18	19
	22	23	24	25	26
	29	30	31		

	Mo	Tu	We	Th	Fr
DECEMBER				1	2
(16 Days)	5	6	7	8	9
	12	13	14	15	16
	19	20	21	22	23
	26	27	28	29	30

	Mo	Tu	We	Th	Fr
JUNE				1	2
(21 Days)	5	6	7	8	9
	12	13	14	15	16
	19	20	21	22	23
	26	27	28	29	^{SD} / _{TW}

	Mo	Tu	We	Th	Fr
JANUARY	2	3	4	5	6
(20 Days)	9	10	ER	12	13
	16	17	18	19	20
	23	24	25	26	27
	30	31			

Student Days Out

August 8	Teachers' Workshop	November 23 - 25	Thanksgiving Break
September 5	Labor Day	Dec 23 - Jan 2	Holiday Break
October 3 - 7	Fall Break	January 16	Martin Luther King Day
October 10	Columbus Day	Feb 27 - Mar 3	Vacation Week
November 8	Teachers' Workshop	March 24	Teachers' Workshop
November 11	Veterans Day	April 24 - 28	Vacation Week
		May 29	Memorial Day

Early Release: September 21; October 19; November 10; January 11; April 5; May 10
 200 Instructional Days 4 Teacher Workshop Days 2 Snow Days/Teacher Workshop Days