

**Rochester School Board
Special Services Committee Minutes
School Department Board Room
March 16, 2017**

DRAFT

Members Present:

Mrs. Karen Stokes, Chair
Mr. Robert Watson
Mr. Thomas O'Connor
Mr. Raymond Turner

Members Absent:

Mr. Travis Allen
Mrs. Amy Malone

Also Present:

Mr. Michael Hopkins
Mr. Kyle Repucci
Guests & Public

Mrs. Stokes called the meeting to order at 6:30 p.m. with a quorum present.

Approval of Minutes

Mr. O'Connor moved, second by Mr. Turner, to approve the minutes of the February 16, 2016 Special Services Committee meeting. The motion passed unanimously.

Attendance Data – No Action Required

Mr. Kyle Repucci, Assistant Superintendent, reviewed the data and gave an update of the pilot program.

Bus Data – No Action Required

Mr. Kyle Repucci, Assistant Superintendent, reviewed the data; ridership remains consistent.

Transportation Bid

Mr. Kyle Repucci reviewed the bid; no big changes from current service.

Mr. O'Connor moved, second by Mr. Watson, to recommend the Finance Committee approved the bid from Student Transportation of America. The motion passed unanimously.

Public Comment

None

Other

None

Mr. O'Connor moved, second by Mr. Watson, to adjourn. On a unanimous vote, the Committee adjourned at 6:44 p.m.

Respectfully submitted,

Mrs. Karen Stokes, Chair

Rochester School District 2016 – 2017 Attendance Data						
Attendance Level	September			October		
	ES	MS	HS	ES	MS	HS
School Plan (5 day letter)	7	7	59	38	46	145
Principal (10 day letter)	2	1	11	3	2	45
Assistant Superintendent						5
Referral to Rochester Police Department						1
Referral to Central Intake			2			6

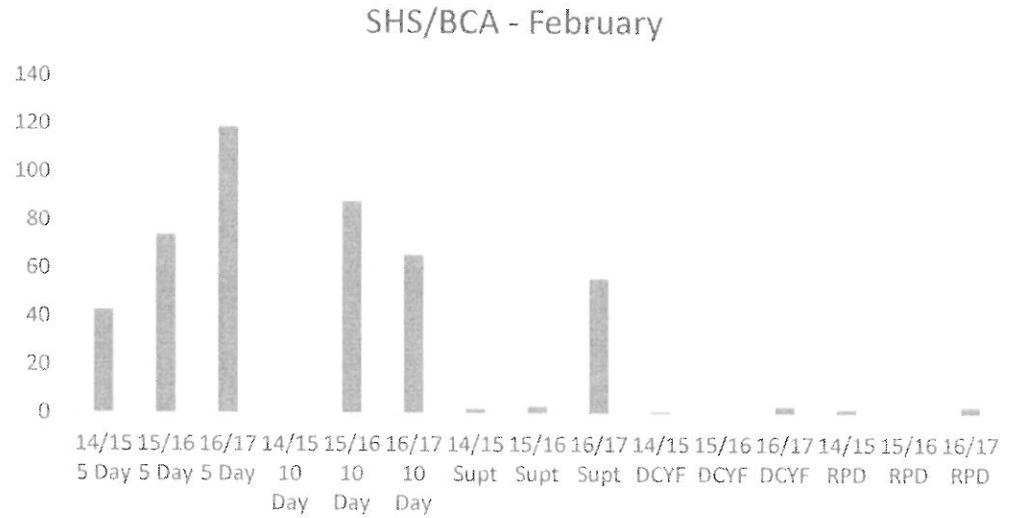
Rochester School District 2016 – 2017 Attendance Data						
Attendance Level	November			December		
	ES	MS	HS	ES	MS	HS
School Plan (5 day letter)	70	81	62	43	91	133
Principal (10 day letter)	5	11	46	5	27	60
Assistant Superintendent		2	4		1	2
Referral to Rochester Police Department			2			1
Referral to Central Intake	4	1	2		1	2

Rochester School District 2016 – 2017 Attendance Data						
Attendance Level	January			February		
	ES	MS	HS	ES	MS	HS
School Plan (5 day letter)	158	86	166	188	91	119
Principal (10 day letter)	56	45	78	89	58	66
Assistant Superintendent	3	5	8	1	16	56
Referral to Rochester Police Department		1				3
Referral to Central Intake		1	1	1		3

Rochester School District 2016 – 2017 Attendance Data						
Attendance Level	March			April		
	ES	MS	HS	ES	MS	HS
School Plan (5 day letter)						
Principal (10 day letter)						
Assistant Superintendent						
Referral to Rochester Police Department						
Referral to Central Intake						

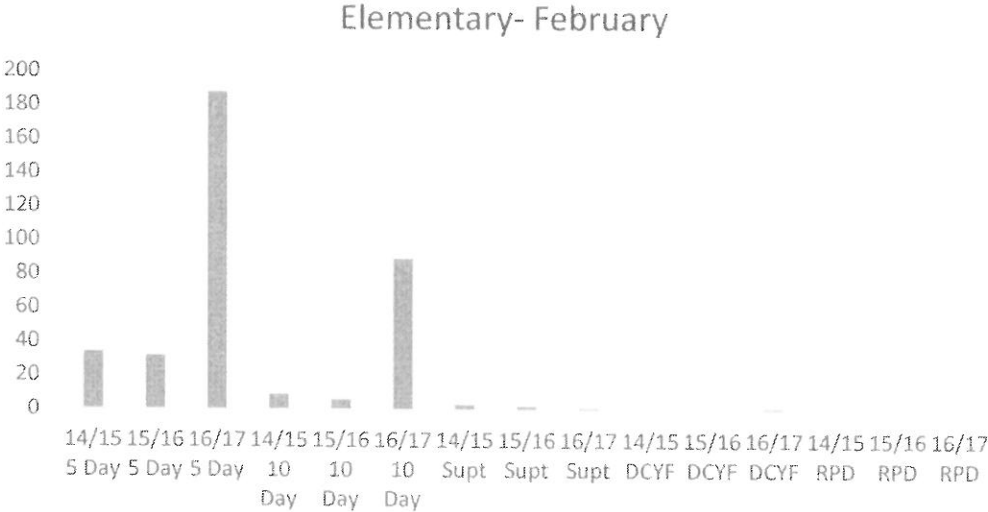
SHS/BCA - February

14/15 5 Day	43
15/16 5 Day	74
16/17 5 Day	119
14/15 10 Day	
15/16 10 Day	88
16/17 10 Day	66
14/15 Supt	2
15/16 Supt	3
16/17 Supt	56
14/15 DCYF	1
15/16 DCYF	
16/17 DCYF	3
14/15 RPD	2
15/16 RPD	
16/17 RPD	3



Elementary- February

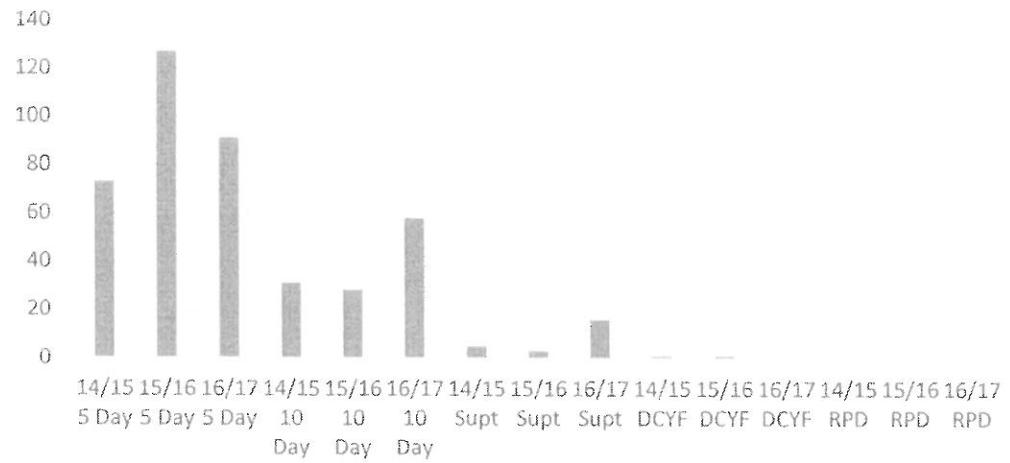
14/15 5 Day	34
15/16 5 Day	32
16/17 5 Day	188
14/15 10 Day	9
15/16 10 Day	6
16/17 10 Day	89
14/15 Supt	3
15/16 Supt	2
16/17 Supt	1
14/15 DCYF	
15/16 DCYF	
16/17 DCYF	1
14/15 RPD	
15/16 RPD	
16/17 RPD	



Middle School- February

14/15 5 Day	73
15/16 5 Day	127
16/17 5 Day	91
14/15 10 Day	31
15/16 10 Day	28
16/17 10 Day	58
14/15 Supt	5
15/16 Supt	3
16/17 Supt	16
14/15 DCYF	1
15/16 DCYF	1
16/17 DCYF	
14/15 RPD	
15/16 RPD	
16/17 RPD	

Middle School- February



Rochester MS/HS Bus Counts*																		
Route MS/HS	September		SEPT		October		November		December		January		February		March		April	
	AM	PM	AM	PM	AM	PM	AM	PM	AM	PM	AM	PM	AM	PM	AM	PM	AM	PM
1	53	69	52	48	51	41	48	44	49	46	40	41	54	48	52	47		
2	41	37	41	33	36	33	44	33	39	40	36	32	38	35	38	32		
3	24	27	34	26	25	31	22	34	30	37	26	31	26	26	22	32		
4	48	49	37	52	53	46	53	46	50	47	55	42	43	47	42	46		
5	46	46	47	48	48	48	53	53	52	56	57	50	54	51	49	49		
6	33	32	32	46	30	29	28	32	29	31	28	32	29	40	31	35		
7	33	35	33	41	37	35	35	42	35	36	33	33	36	37	37	42		
8	55	60	54	53	56	55	56	66	59	65	59	59	64	63	59	69		
9	53	51	49	48	47	46	42	44	43	47	46	48	41	40	44	43		
10	38	31	40	42	37	43	42	46	40	40	47	41	44	41	45	47		
11	41	46	35	41	37	46	35	34	36	37	37	42	33	40	35	36		
12	50	48	44	45	43	43	48	50	48	48	47	48	45	40	50	51		
13	48	42	48	45	50	50	53	51	50	54	50	50	63	49	48	48		
14	40	37	46	38	40	32	38	39	33	36	39	37	33	30	36	32		
15	45	55	49	51	43	37	41	49	45	41	45	46	42	40	44	47		
16	62	66	63	63	59	59	56	56	59	60	54	57	53	60	58	62		
17	29	31	33	32	32	26	27	34	31	32	23	23	25	29	29	32		
18	39	38	37	38	36	37	34	36	40	31	39	39	36	27	34	31		
19	39	38	39	42	40	44	34	42	37	47	34	37	32	46	50	42		

*Bus Counts are based on the highest count taken during the first week of each month and reported to SAU by the 2nd Wednesday of each month.

Rochester ES Bus Counts*

Route ES	September		September		October		November		December		January		February		March		April	
	AM	PM	AM	PM	AM	PM	AM	PM	AM	PM	AM	PM	AM	PM	AM	PM	AM	PM
1	27	35	36	34	29	35	28	34	28	22	40	41	26	25	25	47		
2	47	39	50	38	33	30	41	51	33	40	33	39	34	36	37	54		
3	37	34	24	24	23	25	25	26	25	23	20	17	16	24	20	17		
4	39	45	54	44	37	34	36	41	38	45	35	42	40	46	43	43		
5	33	34	40	36	36	38	35	32	37	35	31	32	41	41	37	38		
6	42	43	46	49	44	46	43	42	47	43	38	42	40	42	38	40		
7	43	44	53	50	50	46	43	46	48	46	44	50	48	48	41	44		
8	64	65	57	68	55	58	48	62	48	60	47	59	41	60	42	60		
9	38	39	38	39	35	36	33	37	36	35	39	37	36	36	33	35		
10	26	30	29	29	28	32	30	29	28	30	28	30	28	30	26	29		
11	47	62	46	46	36	47	43	39	40	41	42	55	44	48	44	44		
12																		
13	49	57	49	57	50	50	47	60	46	50	60	62	47	52	36	53		
14	54	64	55	60	41	47	58	51	45	62	52	60	42	39	52	58		
15	39	39	39	42	30	33	52	41	42	36	38	37	37	37	43	43		
16	34	36	40	39	36	37	36	32	33	39	33	38	38	35	32	31		
17																		
18																		

*Bus Counts are based on the highest count taken during the first week of each month and reported to SAU by the 2nd Wednesday of each month.

Route	September		October		November		December		January		February		March		April		May	
YMCA		PM		PM		PM		PM		PM		PM		PM		PM		PM
1				9		10		10		9		8		7				
2		14		11		14		16		14		14		13				
13				no report		6		6		7		5		4				
15				0		0		0		0		0		0				

**Rochester School Department
Pupil Transportation Bid Sheet
December 15, 2016**

Base Bid

	FY 2018	FY 2019	FY 2020	FY 2021	FY 2022
15 Double Tier routes + associated costs	\$316.90	\$328.78	\$341.11	\$355.61	\$370.72
4 Single Tier routes + associated costs	\$237.67	\$246.58	\$255.83	\$266.70	\$278.04
Add for all Double Tier	\$316.90	\$328.78	\$341.11	\$355.61	\$370.72
Add for all Single Tier	\$237.67	\$246.58	\$255.83	\$266.70	\$278.04

A daily Rate for an Afternoon Late Bus (secondary)

\$88.50	\$90.71	\$92.98	\$95.30	\$97.69
---------	---------	---------	---------	---------

Cost per bus for Motion Sensor mounted at the front (School Board's Option)

To be Negotiated

Athletic and Club Trips Paid by Rochester School Department

Cost per mile for trips

If under ____0____miles

If over the above mileage

Cost per hour for layover time

Minimum cost per trip

\$2.65	\$2.70	\$2.75	\$2.80	\$2.85
\$2.65	\$2.70	\$2.75	\$2.80	\$2.85
\$24.00	\$24.75	\$25.50	\$26.25	\$27.00
\$145.00	\$145.00	\$150.00	\$150.00	\$155.00

Chassis to be used:

- Chassis #1
- Chassis #2
- Chassis #3

Make	Model	C.I.D.	Fuel Type
See Fleet Tab			

Bodies to be used:

- Body #1
- Body #2
- Body #3

Make	Make	Capacity
See Fleet Tab		

**Rochester School Department
STA Bid Results
2017**

	Current FY 2017	<u>FY 2018</u>	%	<u>FY 2019</u>	%	<u>FY 2020</u>	%	<u>FY 2021</u>	%	<u>FY 2022</u>	%
15 Double Tier Routes	\$ 879,822	\$ 855,630	-3%	\$ 887,706	3.75%	\$ 920,997	3.75%	\$ 960,147	4.25%	\$ 1,000,944	4.25%
4 Single Tier Routes	\$ 117,310	\$ 171,122	46%	\$ 177,538	3.75%	\$ 184,198	3.75%	\$ 192,024	4.25%	\$ 200,189	4.25%
	<hr/>	<hr/>		<hr/>		<hr/>		<hr/>		<hr/>	
	\$ 997,132	\$ 1,026,752	3%	\$ 1,065,244	3.75%	\$ 1,105,195	3.75%	\$ 1,152,171	4.25%	\$ 1,201,133	4.25%

FY 2018 Budget Submission	\$ 1,027,033
Under Budget	\$ 281